



# **Council Meeting (Work)**

**04-09-24**

**6:00 p.m.**



**MORGAN CITY COUNCIL AGENDA**  
**APRIL 9, 2024 – 6:00 P.M.**  
**MORGAN, UTAH**

**PUBLIC NOTICE** is hereby given that the Morgan City Council will hold a public meeting in the Council Room in the City Office Building, 90 West Young Street, Morgan, Utah, commencing at 6:00 p.m. on April 9, 2024. The public meeting will be live streamed on YouTube and a recording available on <https://morgancityut.org/meetings>.

**WORK MEETING – 6:00 P.M.**

1. Presentation – Wasatch Integrated Waste Management District – Recycling Program – Nathan Rich

**2. ADJOURN**

- 
- A Work Session will be held prior to the General Meeting to discuss miscellaneous matters if needed.
  - This meeting will also be live streamed via <https://morgancityut.org>.
  - The Council at its discretion may rearrange the order of any item(s) on the agenda.
  - In compliance with the American with Disabilities Act, individuals needing special accommodation (including auxiliary communicative aids and service) during the meeting should notify Denise Woods, City Recorder, at (801) 829-3461 at least 48 hours prior to the meeting.
  - This meeting may involve the use of electronic communications for some of the members of this public body. The anchor location for the meeting shall be the Morgan Council Conference Room, 90 West Young Street, Morgan, Utah. Elected Officials at remote locations may be connected to the meeting electronically to participate.
  - Notice is hereby given that by motion of the Morgan City Council, pursuant to Title 52, Chapter 4 of the Utah Code, the City Council may vote to hold a closed session for any of the purposes identified in that Chapter.
  - The undersigned, duly appointed City Recorder does hereby certify that the above notice and agenda was posted within the Morgan City limits on this **8<sup>th</sup> day of April, 2024** at Morgan City Hall, on the Utah State Public Notice Website (<https://www.utah.gov/pmn>), on the City's Website (<https://morgancityut.org>), and three public places within the City.
  - The 2024 meeting schedule was posted on the City's Website and Public Notice Website on December 12, 2023.
- /s/ Denise Woods, City Recorder

# Wasatch Integrated Waste Management District

Nathan Rich, Executive Director  
Collette West, Sustainability Specialist



1

---

---

---

---

---

---

---

## District Overview

- ✓ Special Service District
- ✓ Owned by Davis and Morgan Counties and 15 Cities
- ✓ 337,000 tons of MSW Annually
- ✓ Serve 328,000 Residents
- ✓ 73 Full Time Employees
- ✓ 19 Member Administrative Control Board

2

---

---

---

---

---

---

---

## Mission Statement – Bylaws

2012

### 1-1-103. Mission Statement

Provide sustainable, cost-effective, and environmentally sound solid waste management.

#### Guiding Principles

Maintain fiscal integrity with minimal financial risk. Consider long term effects and life cycle costs. Maximize the value of assets.

Recognize waste as a resource through reuse, reduction, recycling, and the production of fuels and energy, when financially viable. Manage waste destined for disposal with state-of-the-art landfill resources, operations, and long-term care.

Make well informed decisions based upon sound scientific and business judgment and ethical business practices.

Aggressively pursue best available demonstrated technologies that minimize the volume and toxicity of wastes and protect the environment for future generations.

Promote public education and awareness of effective and efficient municipal solid waste management practices.

3

---

---

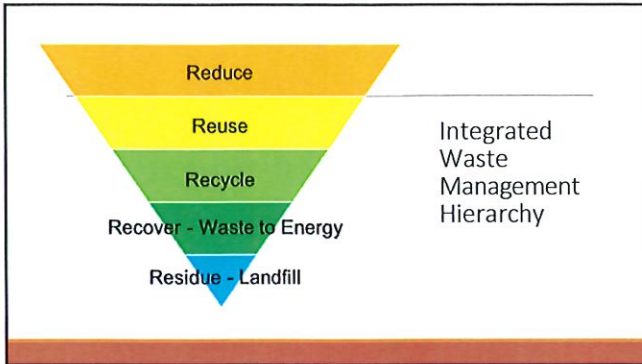
---

---

---

---

---



4

---

---

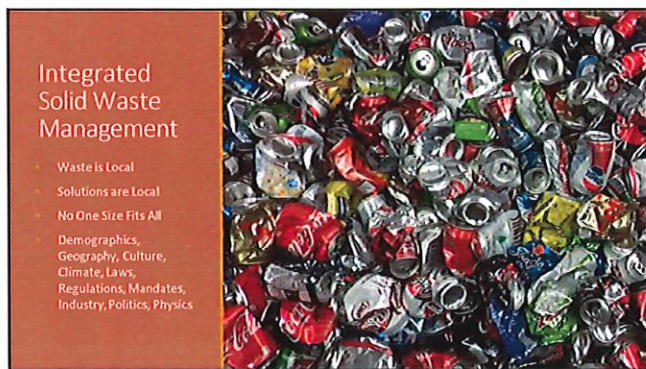
---

---

---

---

---



5

---

---


---

---

---

---

---



6

---

---

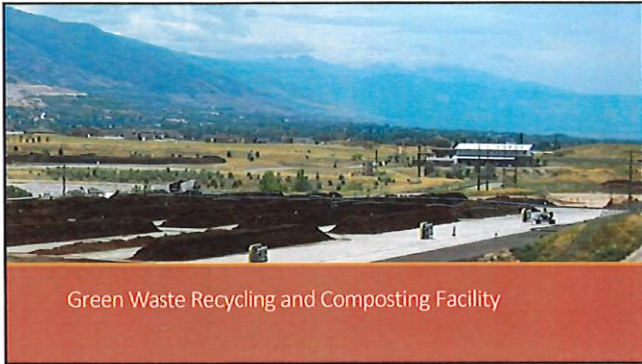
---

---

---

---

---



Green Waste Recycling and Composting Facility

7

---

---

---

---

---

---

---



Citizen Waste and Recycling Drop-Off

8

---

---


---

---

---

---

---



HHW and Electronic Waste

9

---

---

---

---

---

---

---



10

---

---

---

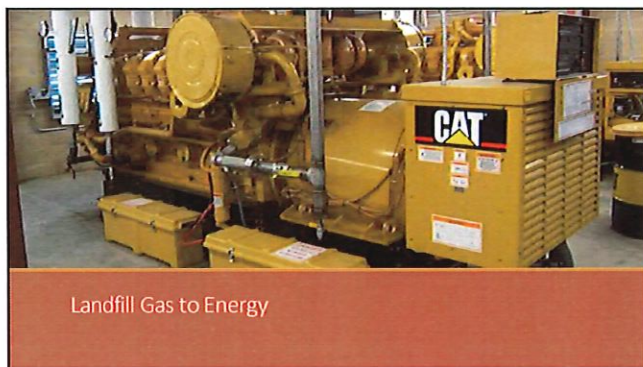
---

---

---

---

---



11

---

---

---


---

---

---

---

---



12

---

---

---

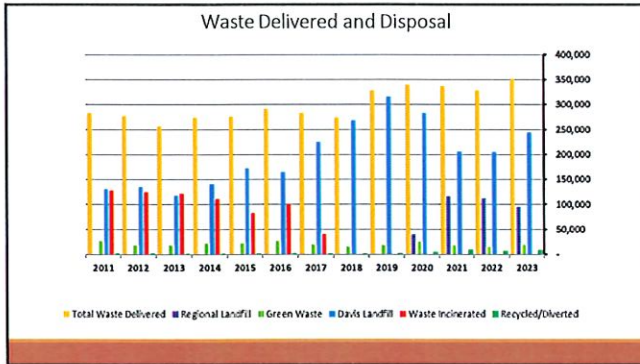
---

---

---

---

---



13

---

---

---

---

---

---

---

---

**What About the Future?**

- How long will the Davis Landfill last?
  - Substantial Increase in Cost Upon Closure
- How do we honor the mission statement?
- How do we best use the MRF to adapt to changing and developing opportunities?
- What are the long term economic and environmental consequences of our choices?

14

---

---

---

---

---

---

---

---

**20 Year Integrated Waste Management Plan**  
Revised 2022

- GBB Solid Waste Management Consultants
- Process Started in 2021
- Board Advisory Committee (Open & Public Meetings)
- Identified Scenarios
- Financial Modeling of Scenarios
- Survey of Residents
- Recommendations

15

---

---

---

---

---

---

---

---

## 20 Year Integrated Waste Management Plan

Approved November 2022

- Stop Processing Mixed Waste at the MRF
- Davis Landfill Life = 18 Years
- Increase MSW Transferred to Regional Landfill
- Increase Waste Diversion (up to 30% of residential)
  - Support Robust Recycling Programs District Wide
  - Install Equipment Modifications at the MRF
- Plan for additional facilities to meet future demands.

16

---

---

---

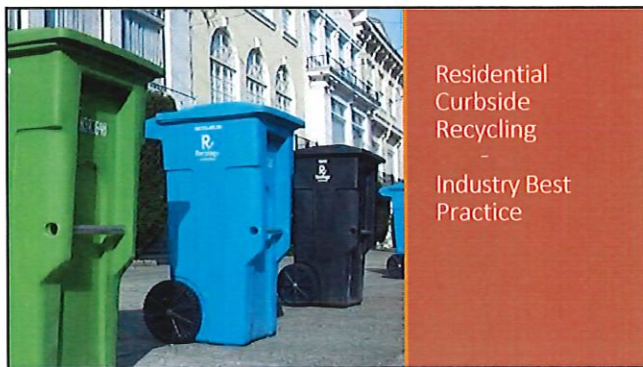
---

---

---

---

---



17

---

---

---

---

---

---

---

---

### City Sponsored Curbside Recycling Programs

City	MSW Accounts	Recycling Accounts	Recycling Participation (%)	Program Type
Centerville City	4,335	4,025	93%	Opt-Out/Mandatory
Clearfield City	6,191	3,267	53%	Opt-Out/Optional
Farmington City	6,691	6,394	96%	Opt-Out/Mandatory
Kaysville City	8,559	6543	73%	Opt-Out/Mandatory
Layton City	19,506	5,837	30%	Subscription
North Salt Lake City	5,121	4,396	86%	Opt-Out/Mandatory
Sunset City	1,538	526	31%	Opt-Out/Optional
West Bountiful City	1,807	1617	89%	Opt-Out/Mandatory
West Point City	3,604	2,787	77%	Opt-Out/Mandatory
Woods Cross City	2,952	2,952	100%	Bundled
Locations w/o Recycling	24,205	—	—	—
<b>Total Across District</b>	<b>84,969</b>	<b>38,344</b>	<b>45%</b>	

Notes - Locations w/o recycling serviced by Mountain West Recycling by subscription  
— Source: May 2023 Curbside Report

**Locations Without City sponsored Recycling Service**

- Clinton City
- Fruit Heights City
- Morgan City
- Morgan County
- South Weber City
- Syracuse City



18

---

---

---

---

---

---

---

---



19

---

---

---

---

---

---

---

---

Material Tonnages and Diversion Rates						
City	MSW Tons	Commingle Recycling Tons	Green Waste Tons	Recycling Diversion Rate	GW Diversion Rate	Total Diversion Rate
Centerville	5,231	615	573	10%	9%	19%
Clearfield	8,375	433	—	5%	—	5%
Clinton	10,643	—	—	—	—	0%
Farmington	8,474	969	—	10%	—	10%
Fruit Heights	2,317	—	359	—	13%	13%
Mayfield	12,831	1,119	2,283	7%	14%	21%
Layton	29,543	965	—	3%	—	3%
Morgan City and County	4,709	—	—	—	—	0%
North Salt Lake	6,080	631	—	9%	—	9%
South Weber	3,472	—	—	—	—	0%
Sunset	1,955	68	75	3%	4%	7%
Syracuse	13,719	—	1,066	—	7%	7%
West Bountiful	2,667	262	—	9%	—	9%
West Point	4,245	355	713	7%	14%	20%
Woods Cross	3,553	450	487	10%	11%	21%
Total Across District	117,684	5,901	5,562	5%	4%	9%

Data Source: 2022 Curbside Report

20

---

---

---

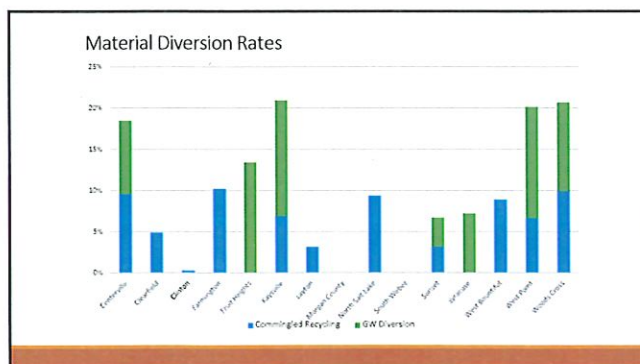
---

---

---

---

---



21

---

---

---

---

---

---

---

---



22

---

---

---

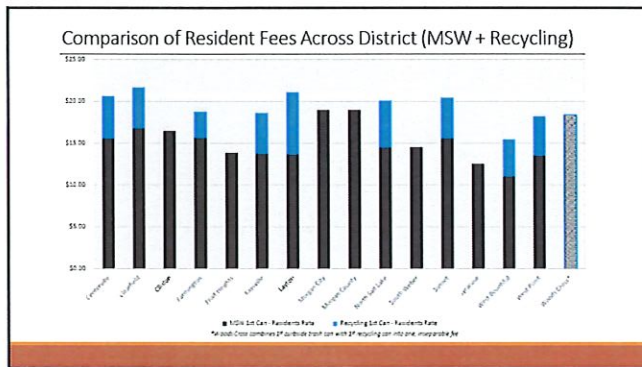
---

---

---

---

---



23

---

---

---

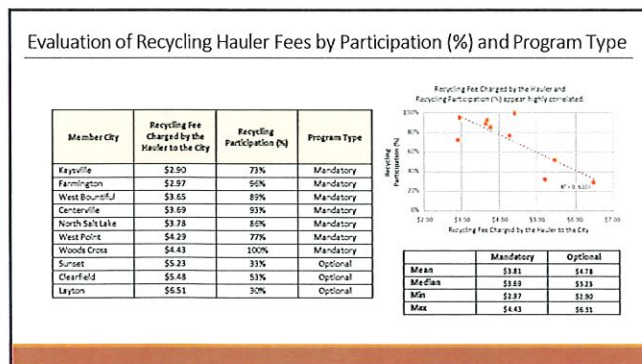
---

---

---

---

---



24

---

---

---

---

---

---

---

---

## Why Bundled Service?

- **Efficiency**
  - Higher Participation Drives Cost Down
- **Effectiveness**
  - Higher Participation Results in More Diversion
- **Longevity**
  - Avoids Subscription Drift
  - Easier for City Staff to Maintain



---

---

---

---

---

---

---

25

## Requirements of Bundled Curbside Service

### Programs Must Offer The Following:

- Bundled solid waste and recycling fee (remains the same, regardless if customer chooses to use all services)
- Utilize coordinated and consistent educational materials from the District
- Cities and other members will have until July 2025 to roll-out their bundled curbside solid waste & recycling services before a differential fee goes into place.

---

---

---

---

---

---

---

26

## City Hardship Policy

### For residents who don't have a recycling cart:

Preferred Option (will net higher participation and qualify for TRP grant)

- The flier, education packet, and city newsletters will include a city phone number for any questions or concerns.
- After recycling carts are delivered, residents may request hardship pricing and/or removal of the recycling cart.
- Cities can use any criteria they like to grant hardship pricing.
  - Hardship request submitted in person.
  - Hardship pricing criteria may change 1 to 2 months after roll-out.
- Utility bill with bundled waste services on one line indicating hardship.
  - Solid Waste Services – Hardship.....\$y.yy

---

---

---

---

---

---

---

27

### What Will Residents Say?

- 17% of Morgan County households have an ACE recycling can.
- 62% of non-recycling residents indicate willingness to pay \$5.
  - Therefore, 68% of residents should be happy.
- 20% of residents have a second bin.
  - If these residents return second bin once they receive recycling bin, they will save money.

---

---

---

---

---

---

---

28



This is a Process

---

---

---

---

---

---

---

29



Why Recycle?

---

---

---

---

---


---

---

30

### Nature Recycles Everything

- There is no such thing as 'away'.
- Nature's systems are efficient and resilient.
- The goal is to transition our systems to follow nature's principles.



31

---

---

---

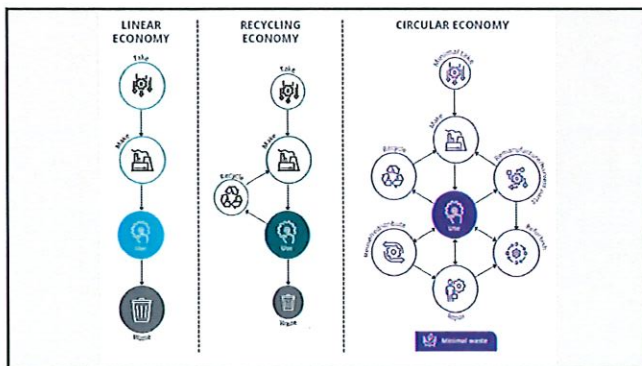
---

---

---

---

---



32

---

---

---

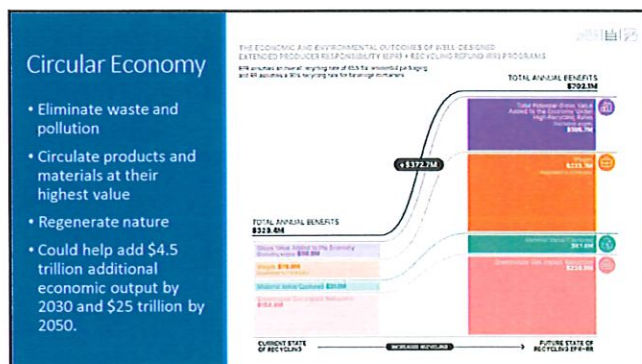
---

---

---

---

---



33

---

---

---

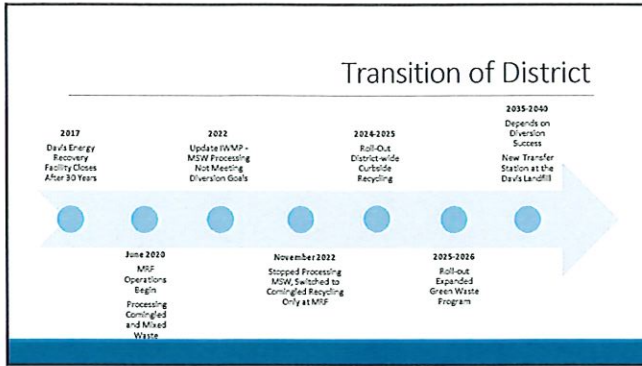
---

---

---

---

---



34

---

---

---

---

---

---

---

---

### The Impacts of Communication

- 75% of Americans do not recall receiving communication from their local program.
- For those who remembered the communication:
  - Satisfied with their service
  - Recycled more
  - Believe their recyclables are made into new things

35

---

---

---

---

---

---

---

---

### RECYCLING GUIDE

Thanks for recycling!

**ALUMINUM & STEEL** ✓

Food & Beverage Cans  
Empty cans

**PLASTIC** ✓

Bottles, Jugs, & Tubs  
Empty & Clean

**PAPER & CARDBOARD** ✓

Mixed Paper, Newspapers, Magazines, & Books  
Empty & Clean

THESE ITEMS SHOULD NOT GO IN THE RECYCLING BIN

No Recycling: No Liquids, No Grease

No Recycling: No Stumps, No Limbs

No Recycling: No Appliances, No Electronics

36

---

---

---


---

---

---

---

---



37

---

---

---

---

---

---

---

---

### Next Steps

- Meet with haulers
- Meet with The Recycling Partnership
  - \$15 toward each cart for cities with universal recycling
  - Funding for education
- Create recycling signage for carts
- Connect with city web and media designers
  - Consistent education
- Attend city council meetings

38

---

---

---

---

---

---

---

---

<p>Nathan Rich, P.E. Executive Director 1997 East 3500 North Layton, Utah 84040</p> <p>(801) 614-5605 office (801) 614-5601 direct <a href="mailto:nathanr@wiwmd.org">nathanr@wiwmd.org</a> <a href="http://www.wasatchintegrated.org">www.wasatchintegrated.org</a></p>	<p>Collette West Sustainability Specialist 1997 East 3500 North Layton, Utah 84040</p> <p>(801) 614-5605 office (801) 614-5613 direct <a href="mailto:collettew@wiwmd.org">collettew@wiwmd.org</a> <a href="http://www.wasatchintegrated.org">www.wasatchintegrated.org</a></p>
--	---

39

---

---

---

---

---

---

---

---

